

# METRISO PRO

## Analóg szigetelésvizsgáló, kis ellenállás- és feszültségmérő műszer

3-349-813-03  
2/7.19

- Insulation measurement per EN 61557-2/VDE 0413, part 2
- Test voltages: 50 V, 100 V, 250 V, 500 V and 1000 V
- Analog display of measured values and limit values
- **Intelligent filter** – precise and measurement-dependent activation for the measurement of very high resistances
- Indication of dangerous touch voltage by means of LED
- Indication of limit value violations by means of LED
- **Detection of interference voltage** in switch position OFF
- **Surge protection:**  
protects the instrument in the event of inadvertent connection to mains power
  - Fuse link for all resistance measuring ranges
  - Electronic fuse for the protection of low resistance and resistance measurement
- Voltage measurement to 1000 V
- Low-resistance measurement per EN 61557-4/VDE 0413, part 4
- Guard terminal for compensating surface current
- **Compact and rugged:** for service calls under harsh conditions
- **One measuring point self-test with test resistance of 10 MΩ** per IEC/HD 60364-6 / EN 50110



**CAT IV**

**CE**

### Applications

The insulation and resistance measuring instrument allows for quick and efficient testing of protective measures in accordance with DIN VDE 0100, ÖVE-EN 1 (Austria), NIV/NIN SEV 1000 (Switzerland), and regulations specific to other countries as well. The instrument complies with IEC/EN 61557 / VDE 0413 regulations:

- Part 1: General requirements
- Part 2: Insulation resistance
- Part 4: Resistance of earth connection, protective conductors and equipotential bonding
- Part 10: Electrical safety in low-voltage systems up to 1000 V AC and 1500 V DC – Equipment for testing, measuring or monitoring of protective measures

As well as requirements per VDE 0701-0702:  
Repair, modification and testing of electrical devices,

#### The insulation measuring instrument is suitable for the following tasks:

- Measurement of insulation resistance at voltage-free devices and systems, up to 1000 V depending upon variant
- Checking of test objects for absence of voltage in systems with up to 1 kV
- Testing of the resistance of earthing conductors, protective conductors and equipotential bonding
- Testing of electrostatic discharge capacity for floor coverings (using shielded measurement cables) – EN 1081

#### Intelligent filter

Precise and measurement-dependent activation for the measurement of very high resistances with

- beating, i. e. compensation of  $16\frac{2}{3}$  Hz and 50 Hz interference
- attenuation of capacitive influences from power cables, etc.
- suppression of electric field influences

### Overview of Included Features

METRISO	PRO
Article number	M550R
<b>Measurements</b>	
$R_{INS}$	U = 50, 100, 250, 500, 1000 V ✓
$R_{LO}$	0.17 ... 4 Ω ✓
U	10 ... 1000 V ✓
<b>Display Functions</b>	
Scale illumination	✓
Limit value LED (green/red) for: additional acoustic signal, limit values per VDE 0100	$R_{INS}$ $R_{LO}$
LED for dangerous contact voltage in the off state and for active test voltage	✓
Battery level display	✓
<b>Special Functions</b>	
Discharge capacitive devices under test	✓
Safety shutdown (UBatt < 8 V)	✓
<b>Features</b>	
Measuring category CAT II 1000 V / CAT III 600 V / CAT IV 300 V	✓
Test resistor: 10 MΩ	✓
Factory calibration certificate	✓

#### Discharging Capacitive Devices Under Test

Capacitive devices under test such as cables and coils, which may be charged with test voltage, are discharged by the measuring instrument. The falling voltage value can be observed at the display.

# METRISO PRO

## Analóg szigetelésvizsgáló, kis ellenállás- és feszültségmérő műszer

### Characteristic Values

Meas. Qty.	Scale / Standard	Measuring Range	Nominal range of use	Nominal / Open-Circuit Voltage	Nominal Current $I_N$	Short-Circuit Current $I_K$	Intrinsic Uncertainty under Reference Conditions <sup>2</sup>	Measuring Uncertainty <sup>3</sup>	Overload Capacity
$R_{INS}$	② VDE 0413	100 k $\Omega$ ... 100 M $\Omega$	100 k $\Omega$ ... 10 M $\Omega$	50 V / 100 V: 1.25 $U_{ISO}$ 250 V / 500 V / 1000 V: 1.1 $U_{ISO}$	1 mA	$\leq 5$ mA	$\pm 2.5\%$	$\pm 30\%$ of the measured value	1000 V AC/DC TRMS
	①	10 k $\Omega$ ... 1 T $\Omega$	100 k $\Omega$ ... 100 G $\Omega$				$\pm 2.5\%$ <sup>1</sup>		
$R_{LO}$	③	0 to 5 $\Omega$	0.17 to 4 $\Omega$ <sup>4</sup>	4 V < $U_0$ < 6 V	Test current $I_N \geq 200$ mA		$\pm 2.5\%$	$\pm 10\%$ <sup>5</sup> of the measured value	1000 V AC/DC TRMS
$U_{AC/DC}$	④	0 ... 1000 V	10 ... 1000 V	—	—	—	$\pm 2.5\%$	—	1000 V AC/DC TRMS
$U_{BAT}$	⑤	8 ... 12 V	8.5 ... 12 V	—	—	—	—	—	

<sup>1</sup> Accuracy specified here is only achieved with the following optional accessory: "shielded high-resistance measurement cable KS-C (article number Z541F)".

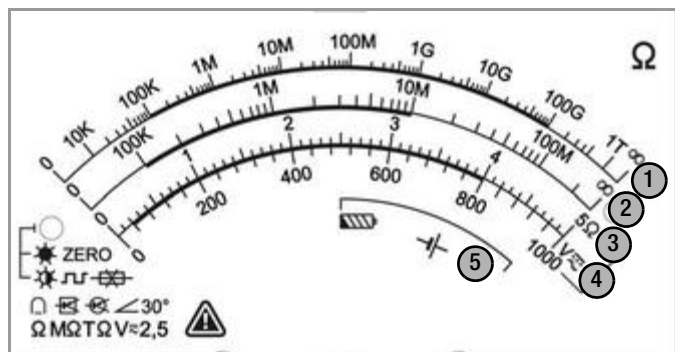
<sup>2</sup> Relative to scale length:

Scale 2: 83.08 mm

Scales 3 and 4: 67.02 mm

<sup>3</sup> Within the identified range on the respective scale (nominal range of use) with ZERO balancing

<sup>5</sup> 0.17 ... 2  $\Omega$  :  $\pm 20\%$



### Displays

Analog Display

Measuring movement Moving-coil mechanism with core magnet

Scale length 83.13 mm (longest scale)

Limit LED

LED lights up red to indicate an exceeded limit value  
LED lights up green to indicate adherence to the limit value



LED

LED lights up red to indicate the presence of interference voltage (when instrument is switched off), test voltage during insulation measurement or residual voltage after insulation testing ( $U > 50$  V),

### Reference Conditions

Reference temperature + 23 °C  $\pm 3$  K

Relative atmospheric humidity 40 ... 75%

Measured quantity frequency 45 Hz ... 65 Hz

Measured quantity waveform Sine, deviation between TRMS and rectified value < 1%

Battery voltage 9.5 V  $\pm 0.1$  V

Test resistance 10 M $\Omega$   $\pm 1\%$

Normal position of use 30°

### Power Supply

Batteries 8 ea. 1.5 V mignon cell (8 ea. size AA) (alkaline manganese per IEC LR14) or 8 rechargeable NiMH batteries (must be recharged externally)

Nominal range of use 8.5 ... 12 V

Battery test Battery capacity display via the Bat. TEST key

Battery saver circuit Standby function

Service life For  $R_{INS}$  (1000 V / 1 M $\Omega$ ) and  $R_{LO}$  with 20 s on-time and 1 measurement each for a duration of 5 s

– With batteries (alkaline manganese): 900 measurements

– With rechargeable batteries (2000 mAh): 850 measurements

Safety shutdown

If supply voltage is too low, the instrument is switched off, or cannot be switched on.

When the rotary switch is set to the OFF position, the instrument is completely disconnected from the batteries (after approximately 10 seconds).

## Analóg szigetelésvizsgáló, kis ellenállás- és feszültségmérő műszer

### Electrical Safety

Standard	
VDE regulation	VDE 0411, part 1, 1994-03
Protection class	II
Pollution degree	2
Measuring category	CAT II 1000 V / CAT III 600 V / CAT IV 300
Fuses	
Fuse link	FF315mA/1000V, effective in all resistance measuring ranges, 1 additional replacement fuse in the battery compartment
Electronic fuse	protects low-resistance measurement $R_{LO}$

### Electromagnetic Compatibility (EMC)

Interference emission	EN 61326-1:2013 class B
Interference immunity	EN 61326-1:2013

### Ambient Conditions

Accuracy temp. range	0 ... +40 °C
Operating temperature	-10 ... +50 °C
Storage temp. range	-25 ... +70 °C (without batteries)
Relative humidity	Up to 75% (max. 85% during storage/transport), no condensation allowed
Elevation	Max. 2000 m
Calibration interval	1 year (recommended)

### Mechanical Design

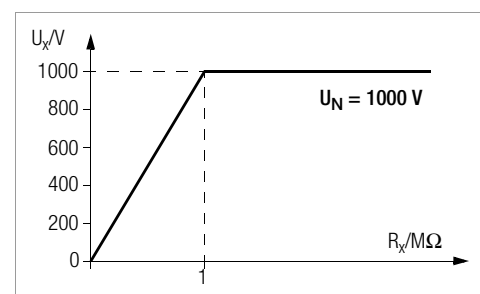
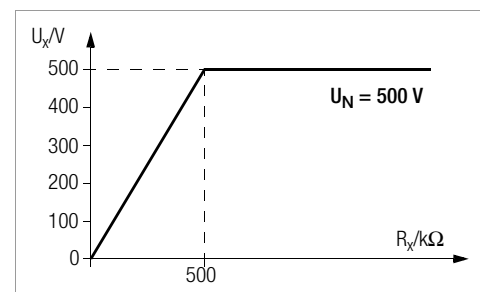
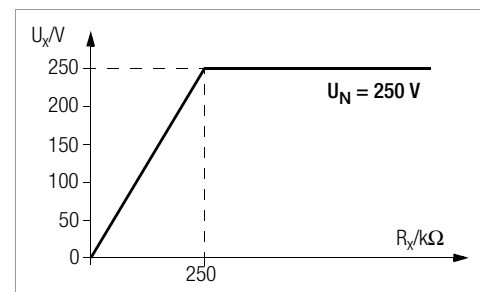
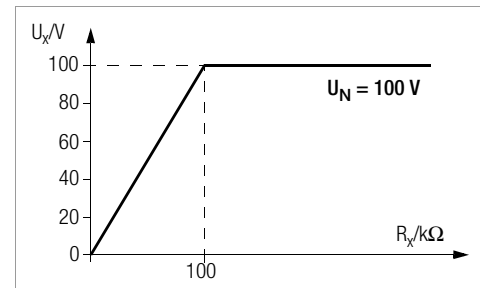
Dimensions	225 x 130 x 140 mm
Weight	Approx. 1.5 kg with batteries
Protection	Housing: IP 52, measurement cables and connectors: IP 40 per DIN VDE 0470, part 1 / EN 60529, housing category 2

### Excerpt from Table on the Meaning of IP Codes

IP XY (1 <sup>st</sup> digit X)	Protection Against Foreign Object Entry	IP XY (2 <sup>nd</sup> digit Y)	Protection Against Penetration by Water
2	≥ 12.5 mm dia.	2	Dripping (at 15° angle)
3	≥ 2.5 mm dia.	3	Spraying water
4	≥ 1.0 mm dia.	4	Splashing water
5	Dust protected	5	Jet-water
6	Dust-proof	6	Powerful water jets

### Voltage at Device Under Test During Insulation Resistance Measurement

Measuring voltage  $U_x$  at the device under test depending upon its resistance  $R_x$  at nominal voltage  $U_N = 50\text{ V}$ ,  $100\text{ V}$ ,  $250\text{ V}$ ,  $500\text{ V}$  and  $1000\text{ V}$ :



# METRISO PRO

## Analóg szigetelésvizsgáló, kis ellenállás- és feszültségmérő műszer

### Applicable Regulations and Standards

<b>IEC 61010-1/ EN 61010-1 VDE 0411-1</b>	Safety requirements for electrical equipment for measurement, control and laboratory use Part 1: General requirements (IEC 61010-1:2010 + Cor.:2011); German version of EN 61010-1:2010 Part 31: Safety requirements for hand-held probe assemblies for electrical measurement and test (IEC 61010-031:2002 + A1:2008); German version of EN 61010-031:2002 + A1:2008
<b>IEC 61557/ EN 61557/ VDE 0413</b>	Part 1: General requirements (IEC 61557-1:2007); German version of EN 61557-1:2007 Part 2: Insulation resistance (IEC 61557-2:2007); German version of EN 61557-2:2007 Part 4: Resistance of earth connection and equipotential bonding (IEC 61557-4:2007); German version of EN 61557-4:2007 Part 10: Electrical safety in low voltage distribution systems up to 1000 V AC and 1500 V DC – Equipment for testing, measuring or monitoring of protective measures (IEC 61557-10:2000); German version of EN 61557-10:2001
<b>EN 1081</b>	Testing of electrostatic discharge capacity for floor coverings in potentially explosive atmospheres
<b>EN 60529 VDE 0470-1</b>	Test instruments and test procedures Degrees of protection provided by enclosures (IP code)
<b>DIN EN 61326-1 VDE 0843-20-1</b>	Electrical equipment for measurement, control and laboratory use – EMC requirements – Part 1: General requirements

### Készülékkel szállítva


- 1 db. gyári kalibrációs tanúsítvány
- 1 db. elemkészlet
- 1 db. hordszj
- 1 db. krokodil csipesz
- 1 db. KS17-4 kábelkészlet
- 1 db. rövidített kezelési útmutató
- 1 db. kiegészítő biztonsági tudnivalók – Részletes használati utasítás letölthető weboldalunkról: [www.gossenmetrawatt.com](http://www.gossenmetrawatt.com)

### Accessories (not included)



#### ISO Calibrator 1

Calibration adapter for rapid, efficient testing of the accuracy of measuring instruments for insulation resistance and low-value resistors



#### KS-C Cable Set

Cable set consisting of measurement cable and high-resistance measurement cable for measurements in the GΩ range



#### KS24 Cable Set

The KS24 cable set includes a 4 m long extension cable with a permanently attached test probe at one end and a contact protected socket at the other end, as well as an alligator clip which can be plugged onto the test probe.

## Analóg szigetelésvizsgáló, kis ellenállás- és feszültségmérő műszer



### Floor Probe

The 1081 floor probe makes it possible to measure the resistance of insulating floors in accordance with DIN VDE 0100, part 610, and EN 1081.

### TELEARM 120 Telescoping Rod (Z505C)



### Case TELEARM (Z505E)



### TR25II Cable reel (Z503X)



25 m measurement cable coiled onto a plastic drum. Connection to the inside end of the cable is made possible with two sockets integrated into the drum. The other end is equipped with a banana plug.

### TR50II Cable reel (Z503Y)



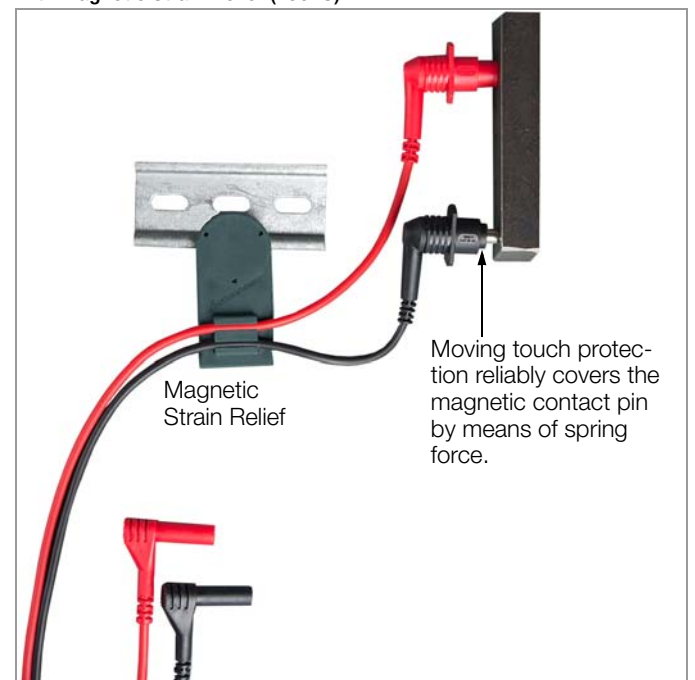
50 m measurement cable coiled onto a plastic drum. Connection to the inside end of the cable is made possible with two sockets integrated into the drum. The other end is equipped with a banana plug.

### Z550A Test Probe for Remote Triggering

Connection example: module slot for INTRO / BASE / TECH / PRO / XTRA



### Magnetic Test Probes (patented) with Magnetic Strain Relief (Z502U)



# METRISO PRO

## Analóg szigetelésvizsgáló, kis ellenállás- és feszültségmérő műszer

### Z550C Ever-Ready Case



Description	Type	Article number
Test probe with START/STOP key and an additional key for illuminating the measuring point, including shielded connector cable and test probe holder for the carrying strap	Test probe for remote triggering METRISO	Z550A
Telescoping rod for RLO and RISO measurement, CAT III 600 V / CAT IV 300 V, 1 A, retracted/extended 53,3 cm/120 cm, 190 g	TELEARM 120	Z505C
Telescoping rod for RLO and RISO measurement, CAT III 600 V / CAT IV 300 V, 1 A, retracted/extended 73,5 cm/180 cm, 250 g	TELEARM 180	Z505D
Case TELEARM for Telearm 120/180, 920 x 170 mm	Case TELEARM	Z505E
Cable reel for low-resistance and earth-resistance measurement, 25 m	TR25II	Z503X
Cable reel for low-resistance and earth-resistance measurement, 50 m	TR50II	Z503Y
Magnetic test probes with touch protection – set including magnetic holder Contact diameter: 5.5 mm, insulated, CAT III 1000 V / 4 A, temperatures from -10 to 60 °C, holding power under standard conditions with flat head screws: 1200 g perpendicular to the contact surface; instrument connection: angled multi-lam plug for instruments from the METRISO INTRO / BASE / TECH / PRO / XTRA series	Set 1 – magnetic test probes	Z502U
Ever-ready case for METRISO INTRO / BASE / TECH / PRO / XTRA with external pocket for measurement cable	METRISO ever-ready case	Z550C

### Order Information

Description	Type	Article number
Insulation measuring instrument for DIN VDE 0100, ÖVE-EN 1 (Austria), NIV/NIN SEV 1000 (Switzerland), complies with IEC/EN 61 557/VDE 0413, parts 1, 2, 4 and 10		
Test voltages to 1000 V, voltage measurement to 1000 V, low-resistance measurement	METRISO PRO	M550R
METRISO PRO with test probe for remote triggering (Z550A) and ever-ready case (Z550C)	METRISO PRO-Set	M551R
<b>Accessories (not included)</b>		
Calibration adapter for testing the accuracy of instruments used for measuring insulation resistance and low-resistance for test voltages of up to 1000 V (per VDE 0413, parts 1, 2 and 4).	ISO calibrator 1	M662A
Cable set consisting of measurement cable and high-resistance measurement cable for measurements in the GΩ range	KS-C	Z541F
Cable set consisting of a 4 m long extension cable with a permanently attached test probe at one end and a contact protected socket at the other end, and 2 alligator clips which can be plugged onto the test probe	KS24	GTZ3201000R001
Triangular probe for floor measurements per EN 1081, DIN VDE 0100	1081 probe	GTZ3196000R001

For additional information regarding accessories please refer to:

- [www.gossenmetrawatt.com](http://www.gossenmetrawatt.com)

Edited in Germany • Subject to change without notice • PDF version available on the Internet

 GOSSEN METRAWATT

GMC-I Messtechnik GmbH  
Südwestpark 15  
90449 Nürnberg • Germany

Phone: +49 911 8602-111  
Fax: +49 911 8602-777  
E-mail: [info@gossenmetrawatt.com](mailto:info@gossenmetrawatt.com)  
[www.gossenmetrawatt.com](http://www.gossenmetrawatt.com)

RAPAS kft

1184 Budapest, Üllői út 315.

Tel.: 36-20-344-1787, 36-20-992-0078

E-mail: [rapaskft@rapas.hu](mailto:rapaskft@rapas.hu) Internet: [www.rapas.hu](http://www.rapas.hu)