


pFlow

Multipath Ultrasonic Flowmeter D348D Plus



About D348D Plus

A D348D Plus ultrahangos áramlásmérő a legkorszerűbb univerzális tranzitidő-áramlásmérő, amelyet ARM COMA technológiával és alacsony feszültségű szélessávú impulzusátvitellel terveztek.

Annak ellenére, hogy alapvetően tiszta folyadékokhoz tervezték, a műszer toleráns a legtöbb ipari környezetben előforduló kis mennyiségű légbuborékot vagy lebegő anyagot tartalmazó folyadékokkal szemben.

Más hagyományos vagy ultrahangos áramlásmérőkkel összehasonlítva olyan jellegzetes tulajdonságokkal rendelkezik, mint a nagy pontosság, nagy megbízhatóság, nagy kapacitás és alacsony költség. További előnyök: ARM COMA chip alacsony energiafogyasztással, nagy megbízhatósággal, zavarásgátlóval.

Felhasználóbarát menü a csőtartomány, csőanyag, csőfalvastagság, kimeneti jelek stb. paramétereinek megadásához. Mind a brit, mind a metrikus mértékegységek használhatók.

A TF kártyán 512 fájl tárolható; a naplózási időintervallum 1 másodpercen belül lehet. Pozitív, negatív és nettó áramlási összegző párhuzamos működése léptéktényezővel és 7 számjegyű kijelzővel.



Production Scene(Spool Piece)




We have a 3000m² pipeline processing plant , the whole processing include the stainless steel plate cutting, reel pipe, welding and flange mating, then to polishing and pickling etc...

Non-destructive testing is districtly carried out during the whole process of welding. With material testing report, it could reach to the design requirements.

Műszaki adatok

| Specifikáció | |
|----------------------|--|
| Méréstartomány | 0.01~7m/s |
| Potosság | Mérőperemes típus: 0.2% a mért értékre Benyúló típus:±0.5% a mért értékre |
| Repeatability | Mérőperemes típus: 0.07% |
| | Benyúló típus: 0.15% |
| Csőméret | Mérőperemes típus:100... 600mm (600 mm felett további testreszabást igényel) Benyúló típus: 100... 5000 mm |
| WiFi | Frekvencia tartomány: 2.4-2.4835GHz Átíteli teljesítmény: 12-14dBm Átviteli távolság: 15-20m (akadálymentes területen) Szabvány: IEEE802.11n, IEEE802.11g, IEEE802.11b |
| Működési paraméterek | |
| Kimenetek | Analóg kimenet: 4... 20mA, max trhelés: 750Ω Pulzus kimenet: 0... 9999Hz, OCT kimenet (állítható) Relé kimenet: 125VAC@1A, vagy 30VDC@2A Kommunikáció:RS232/RS485, Modbus Protocol támogatással |
| TF Card | Max kapacitás: 4GB Adatmentésifőintervelluma: 1... 13000 s |
| Táplálás | 90... 250VAC,48... 63Hz, vagy 10...b36VDC |
| Billentyűzet | 24 könnyű tapintható gomb |
| Kijelző | 4,7"-os TFT színes képernyő (angol / hagyományos és egyszerűsített kínai |
| Hőmérséklet | Készülék: -10... 60°C Jeladó: -40... 80°C |
| Nedvesség | maxo 99% RH,lecsapódás nélkül |
| Fizikai paraméterek | |
| Készülék | Öntött alumínium, IP65 |
| Jeladó | Védelmi fokozat: IP68, zárt tokozott kialakítás, kábelhossz: 9 m |
| Súly | Készülék: 1kg |

Wiring Diagram



Applications



DN800 Water Supply



Insertion Transducer Installation



DN1000 Circulation Cooling Water

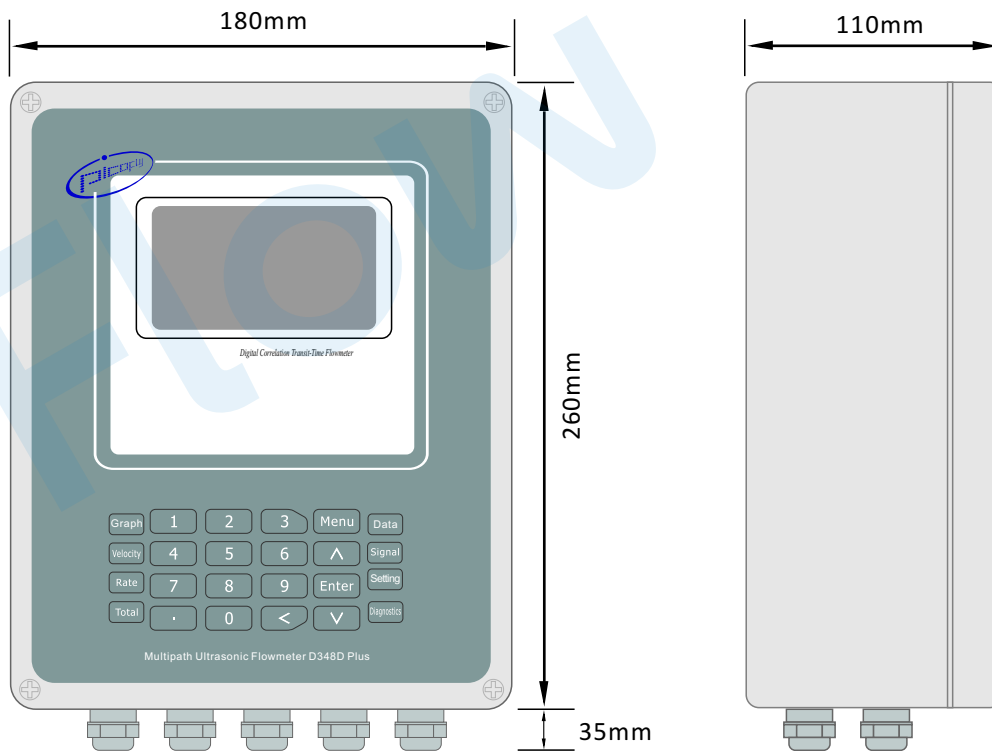


Sewage Treatment

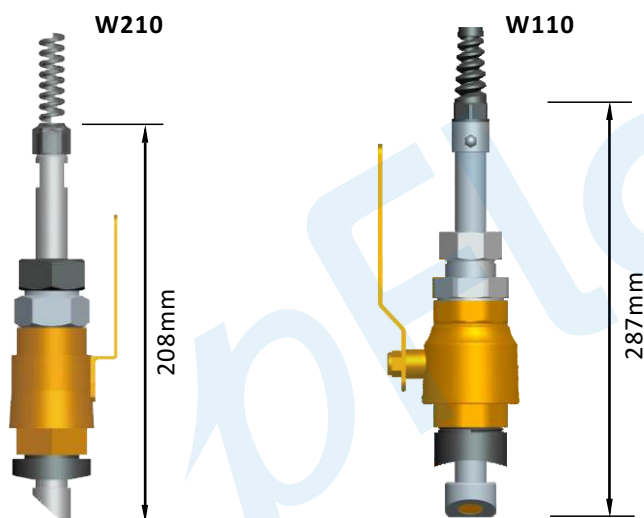


Power Plant Circulation Water

Transmitter Dimensions



Transducer Dimensions

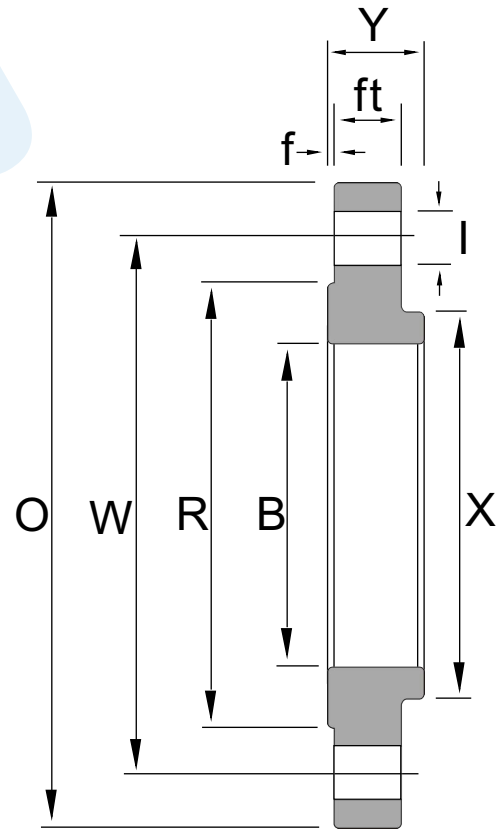



Remarks:

D348D Plus-W210 Pipe size:150-1200mm

D348D Plus-W110 Pipe size:150-3000mm

Flange Dimensions



Pipe Material: Carbon steel

| NPS | DN | Overall Diameter O | Diameter of Circle Holes W | Bolt Hole Diameter I | Number of Holes n | Face Diameter R | Raised Face f | Flange Thickness ft | Threaded/s lip-on/socket Welding Y | Hub Diameter X | Inside Diameter B |
|-----|-------|--------------------|----------------------------|----------------------|-------------------|-----------------|---------------|---------------------|------------------------------------|----------------|-------------------|
| 4 | DN100 | 230 | 190.5 | 19.1 | 8 | 157.2 | 2 | 23.9 | 32 | 135 | 116.1 |
| 5 | DN125 | 255 | 215.9 | 22.3 | 8 | 185.7 | 2 | 23.9 | 35 | 164 | 143.8 |
| 6 | DN150 | 280 | 241.3 | 22.3 | 8 | 215.9 | 2 | 25.4 | 38 | 192 | 170.7 |
| 8 | DN200 | 345 | 298.5 | 22.3 | 8 | 269.9 | 2 | 28.6 | 43 | 246 | 221.5 |
| 10 | DN250 | 405 | 362.0 | 25.4 | 12 | 323.8 | 2 | 30.2 | 48 | 305 | 276.2 |
| 12 | DN300 | 485 | 431.8 | 25.4 | 12 | 381.0 | 2 | 31.8 | 54 | 365 | 327.0 |
| 14 | DN350 | 535 | 476.3 | 28.6 | 12 | 412.8 | 2 | 35.0 | 56 | 400 | 359.2 |
| 16 | DN400 | 595 | 539.8 | 28.6 | 16 | 469.9 | 2 | 36.6 | 62 | 457 | 410.5 |
| 18 | DN450 | 635 | 577.9 | 31.8 | 16 | 533.4 | 2 | 39.7 | 67 | 505 | 461.8 |
| 20 | DN500 | 700 | 635.0 | 31.8 | 20 | 584.2 | 2 | 42.9 | 71 | 559 | 513.1 |
| 24 | DN600 | 815 | 749.3 | 35.0 | 20 | 692.2 | 2 | 47.7 | 81 | 663 | 616.0 |

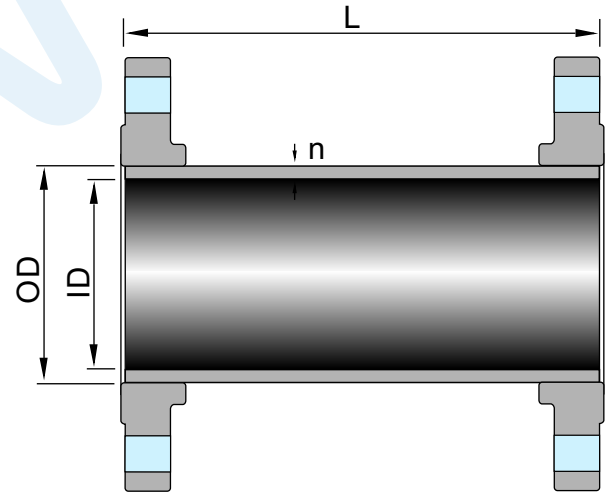

The above Chart quotes the ASME B16.5-2009 flange.

P64: Chart 4 - Flange processing surface dimensions

P71: Chart 7 – 150 Grade flange drill template

P73: Chart 8 - 150 Grade Flange dimensions

Spool piece Dimensions



| NPS | DN | Length L | Outer Diameter OD | Inner Diameter ID | Thickness n | Flang Weight KG | Spool Piece Weight KG |
|-----|-------|-------------|-------------------------|-------------------------|----------------|-----------------------|-----------------------------|
| 4 | DN100 | 400 | 114.30 | 102.26 | 6.02 | 5.7 | 18.8 |
| 5 | DN125 | 420 | 141.30 | 128.20 | 6.55 | 6.5 | 22.7 |
| 6 | DN150 | 450 | 168.30 | 154.08 | 7.11 | 7.7 | 29.0 |
| 8 | DN200 | 510 | 219.10 | 202.74 | 8.18 | 12.2 | 46.5 |
| 10 | DN250 | 580 | 273.00 | 254.46 | 9.27 | 16.2 | 66.5 |
| 12 | DN300 | 640 | 323.80 | 304.74 | 9.53 | 25.0 | 97.2 |
| 14 | DN350 | 680 | 355.60 | 336.54 | 9.53 | 33.7 | 122.5 |
| 16 | DN400 | 740 | 406.40 | 387.34 | 9.53 | 41.6 | 151.8 |
| 18 | DN450 | 780 | 457.00 | 437.94 | 9.53 | 46.2 | 173.9 |
| 20 | DN500 | 860 | 508.00 | 488.94 | 9.53 | 59.5 | 219.9 |
| 24 | DN600 | 980 | 610.00 | 590.94 | 9.53 | 83.2 | 303.4 |

The above Chart quotes the ASME B36.10M-2004 flange.

P5: Chart 1 – The weld and rolled seamless steel tube dimension and weight

Remarks:


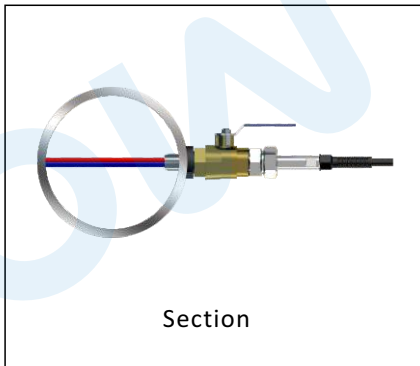
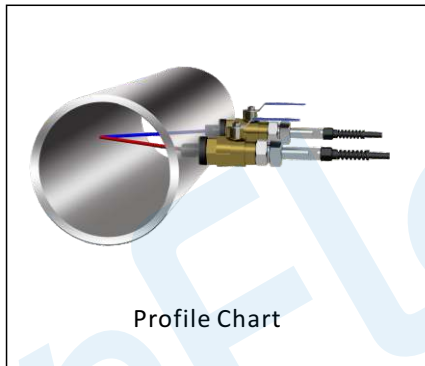
We also provide the DIN, JIS EN and other different standard pipe and flange.

Here customer need to provide operation standard and drawing, then the prices are re-definition.


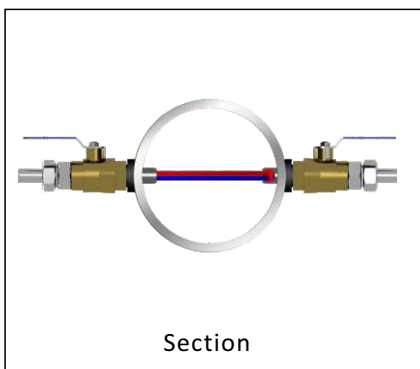
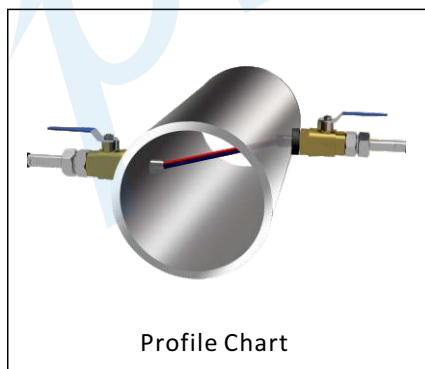
Customer also need to provide operation standard and drawing for large pipe and flange.

Transducer Installation Methods

V method measuring pipe size : 100mm-1200mm



Z method measuring pipe size: 100mm-3000mm



Test By The Third Party

According to the customer's requirement, products can be tested by the third party.



Installation Site Selection

When selecting a measurement site, it is important to select an area where the fluid flow profile is fully developed to guarantee a highly accurate measurement. Use the following guidelines to select a proper installation site:

Choose a section of pipe that is always full of liquid, such as a vertical pipe with flow in the upward direction or a full horizontal pipe.


Ensure enough straight pipe length at least equal to the figure shown below for the upstream and downstream transducers installation.

Ensure that the pipe surface temperature at the measuring point is within the transducer temperature limits.

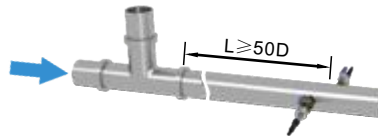
Consider the inside condition of the pipe carefully. If possible, select a section of pipe where the inside is free of excessive corrosion or scaling.

Straight length of upstream piping

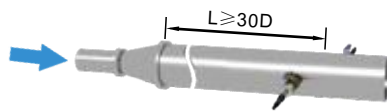
90° Bend



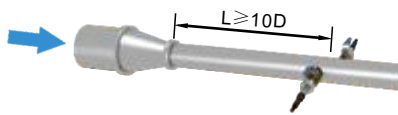
Tee



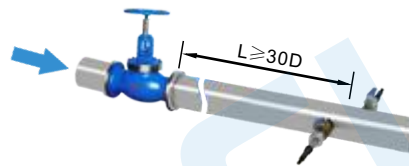
Diffuser




Reduce



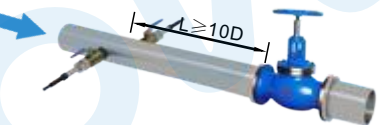




Valve




Vertical



Straight length of downstream piping



Pump




Ordering Information

| Model | Description |
|---|---|
| D348D Plus | Multipath Ultrasonic Flowmeter Installation Method:Wall mount Flow Range:0.03~±23ft/s(0.01~±7m/s) Accuracy:±0.5% of measured value Repeatability:0.15% Pipe Size Range:4"~200"(100mm~5000mm) Keyboard:24 light tactile keys Display:4.7 inch TFT LCD Power Supply:90-250VAC,48-63Hz |
| Code | Output |
| 1 | 4-20mA,OCT pulse output,relay output,RS-232 / RS-458 terminal Modbus Protocol |
| Code | Transmitter enclosure area classification |
| 1 | IP65,die-cast aluminum machined enclosure |
| 2 | Explosion-proof enclosure,Exd II BT4 |
| Code | Type of sensor |
| 2 | 2 channel (pipe size over DN150) |
| 3 | 3 channel (pipe size over DN300) |
| 4 | 4 channel (pipe size over DN400) |
| 6 | 6 channel (pipe size over DN600) |
| Code | Type of transducers |
| W210 | Wetted transducer,Operating temperature:-40°F~+176°F (-40°C~+80°C) |
| W110 | Wetted transducer,Operating temperature:-40°F~+176°F (-40°C~+80°C) |
| Code | Transducer Cable Length |
| 030 | Standard 30ft(9m) |
| xxx | Maximum lengthen to 105m(344ft),per 5m is lengthen unit. |
| Standard Model:D348D Plus-1-1-2-W110-030 Description:Multipath Ultrasonic flowmeter,4-20mA output,two channel path wetted transducer with 9m cable. | |

Product Line

D116 Dedicated Ultrasonic Flowmeter



Accuracy: $\pm 1\%$
 Flow range: $0.03 \sim \pm 16\text{ft/s}$
 Pipe Size Range: $1'' \sim 48''$

P116 Portable Ultrasonic Flowmeter



Accuracy: $\pm 1\%$
 Flow range: $0.03 \sim \pm 40\text{ft/s}$
 Pipe Size Range: $1'' \sim 48''$

D118 Dedicated Ultrasonic Flowmeter




Accuracy: $\pm 0.5\%$
 Flow range: $0.03 \sim \pm 40\text{ft/s}$
 Pipe Size Range: $1'' \sim 200''$

P118i Portable Ultrasonic Flowmeter




Accuracy: $\pm 0.5\%$
 Flow range: $0.03 \sim \pm 40\text{ft/s}$
 Pipe Size Range: $0.6'' \sim 240''$

D348D Multipath Ultrasonic Flowmeter



Accuracy: $\pm 0.5\%$
 Flow range: $0.03 \sim \pm 23\text{ft/s}$
 Pipe Size Range: $4'' \sim 200''$

D348D Plus Multipath Ultrasonic Flowmeter



Accuracy: $\pm 0.5\%$
 Flow range: $0.03 \sim \pm 23\text{ft/s}$
 Pipe Size Range: $4'' \sim 200''$

Remark: The above mode choose doesn't including the spool piece, it is for customization.

Gentos Measurement & Control Co., Ltd.
 12/F, Block A5, Nanshan Ipark, No.1001 College Rd.
 Nanshan District, Shenzhen CHINA
 Tel: 86-755-26745999
 Fax: 86-755-26745333
 E-mail: intl@gentos.com.cn

Reps: